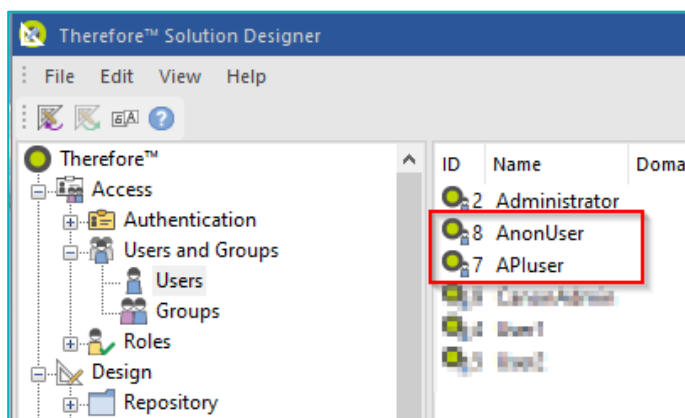


# Therefore Sign

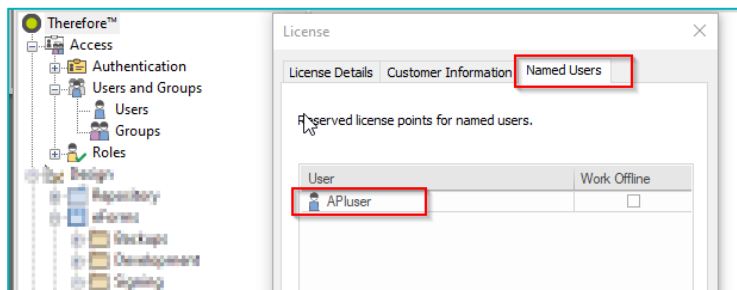
## How to import and setup

Create two users

- **APLuser** (or use your admin user)
- **AnonUser** (If you have an anonymous user, you can use that one)

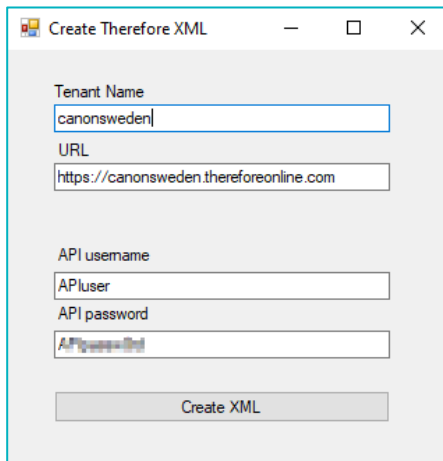


Add a named user license to the APLuser (this account always needs access)



Open the program “**Create Therefore XML**”

Type in all credentials for your environment and click **Create XML**



Create Therefore XML

Tenant Name  
canonsweden

URL  
https://canonsweden.thereforeonline.com

API username  
APIuser

API password  
APIpassword

Create XML

Now you should have a xml file in the same directory named “**Config\_Therefore\_Sign.xml**”

Next step is to import this xml into your environment

## Security settings

**AnonUser** should have at least access to

- Document Signing category
- Certificate\_TMP category
- Sign Document eForm

Note down below **task number**

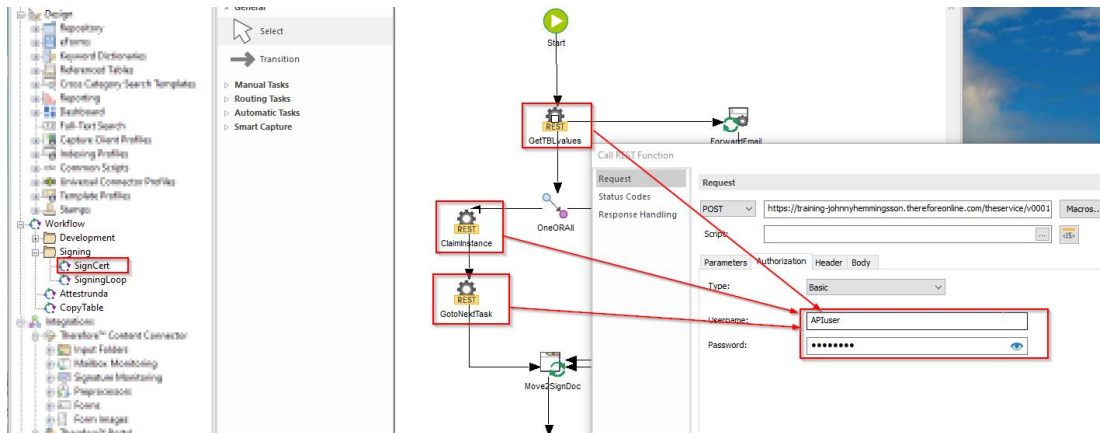
The screenshot shows the 'LoopCheck' task definition dialog box. The 'Name' field is 'LoopCheck'. The 'Duration' is set to 'Fixed' with a value of '0' and unit 'Days'. The 'Type' is 'Update Index'. The 'Error handling' section has a table with columns 'Error Matches', 'Action', and 'Log'. Below the table, it states: 'If an error occurs and there is no matching error rule, the default behavior is applied (i.e.: pausing processing of workflow instance)'. At the bottom, it says: 'This workflow task can be referenced using task number "406". Unique ID: 5A18A57D-F0FD-43CC-ACA1-C18BF5C8BF41'. To the right, a workflow diagram shows the 'LoopCheck' task (highlighted with a red box) as part of a larger process involving 'SetFirstSigner', 'MailSigner', 'WaitNextLoop', 'UpdateAfterReminder', 'Decline', and 'ReminderMail'.

Note down ID for eForm Sign Document

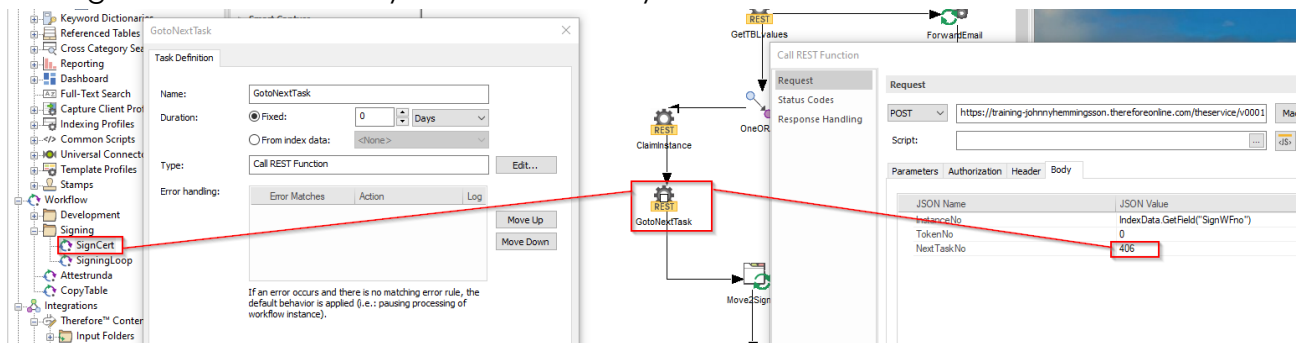
The screenshot shows the 'eForms' section of the software interface. A table lists tasks and their IDs:

Name	ID
Send Document for signing	15
Sign Document	22

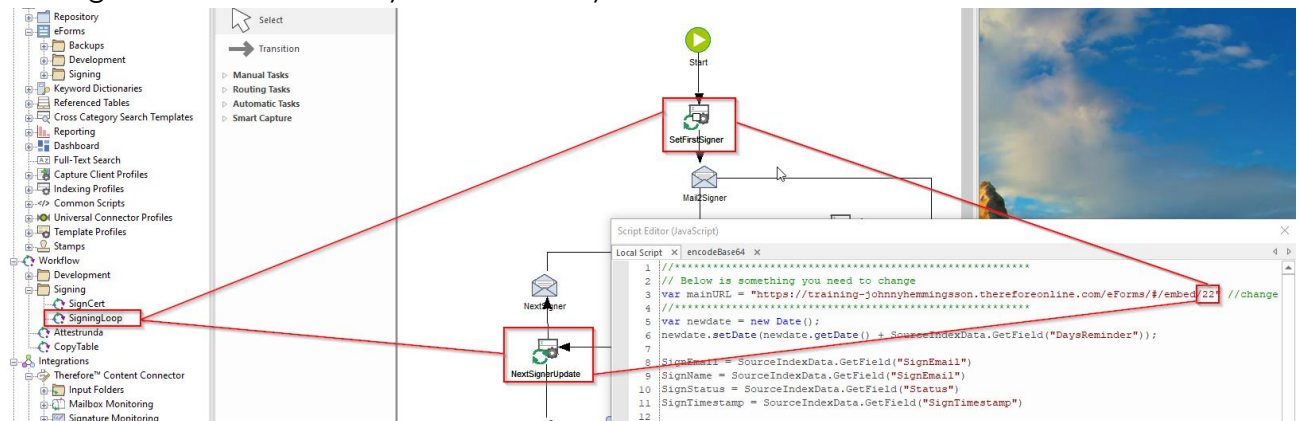
The 'Sign Document' row is highlighted with a red box.



Change below number to your task number you noted down



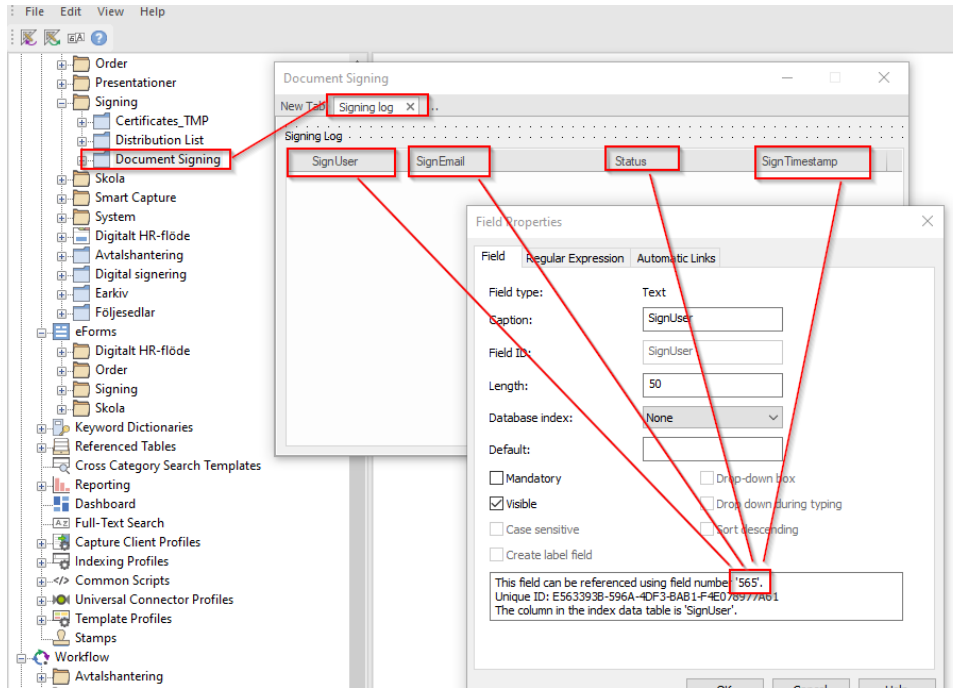
Change below number to your eForm ID you noted down



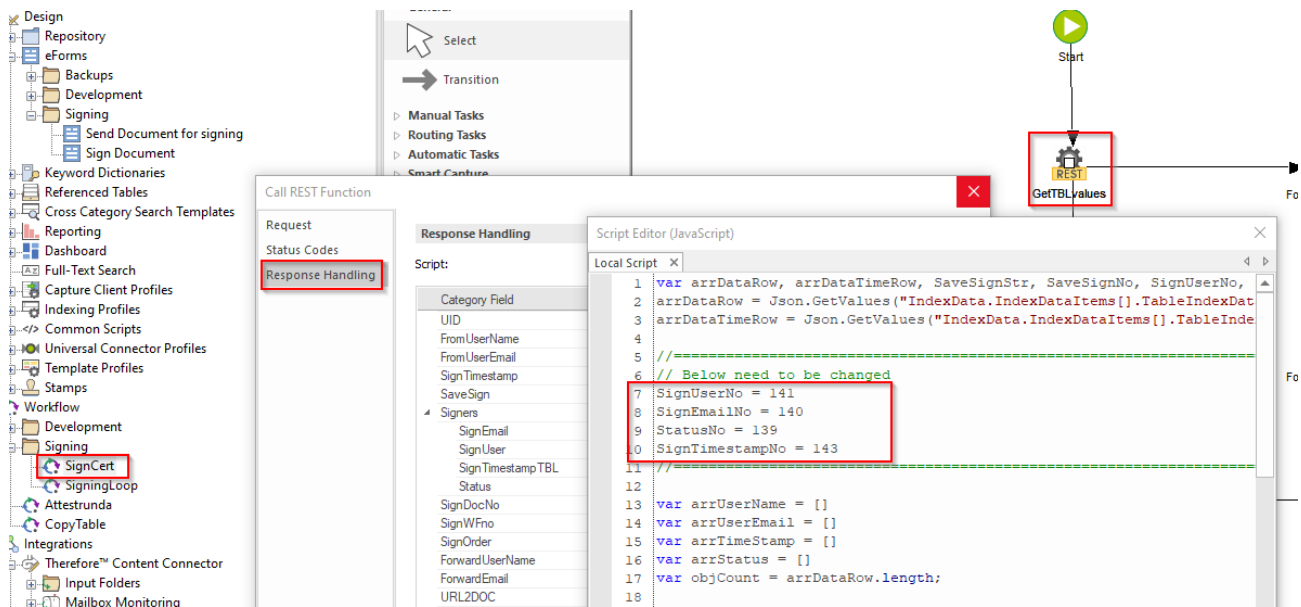
# Therefore Sign!

# Canon

Note down all numbers for all columns



Change in script below with numbers you noted down in previous step





**URL for sending document for signing**

<https://<ThereforeURL>/Client/Forms/#/embed/<emformNo>>